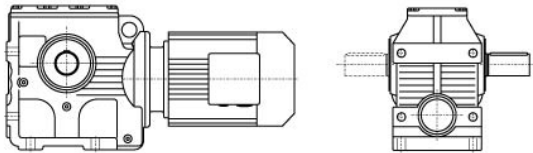
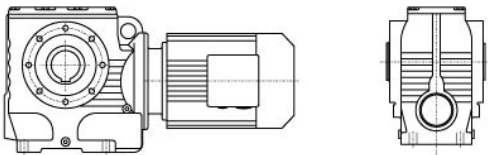




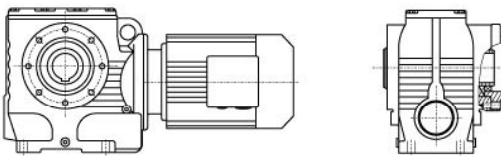
S系列减速机有以下设计方案：
S series gear units are available in the following designs:



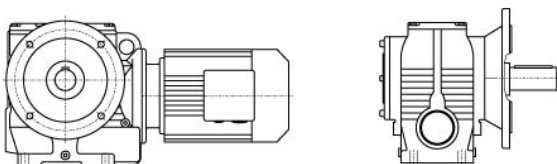
S..Y..
底脚轴伸式安装斜齿-蜗轮蜗杆减速机
Foot-mounted helical-worm gear units with solid shaft



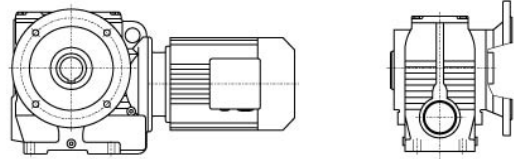
SA...Y...
空心轴安装斜齿-蜗轮蜗杆减速机
Helical-worm gear units with hollow shaft



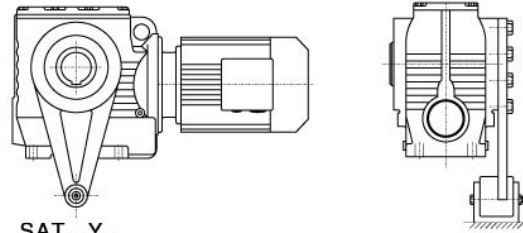
SAZ...Y...
小法兰空心轴安装斜齿-蜗轮蜗杆减速机
Short-flange mounted helical-worm gear units with hollow shaft



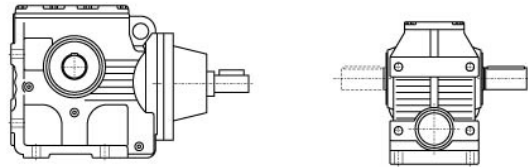
SF...Y..
法兰轴伸式安装斜齿-蜗轮蜗杆减速机
Flange-mounted helical-worm gear units with solid shaft



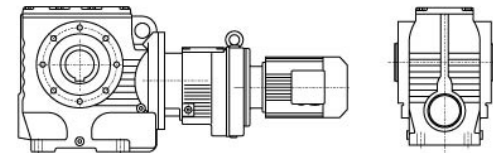
SAF...Y..
法兰空心轴安装斜齿-蜗轮蜗杆减速机
Flange-mounted helical-worm gear units with hollow shaft



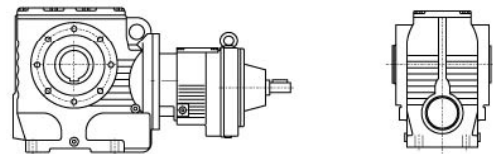
SAT...Y..
带防转臂空心轴安装斜齿-蜗轮蜗杆减速机
Torque-arm-mounted helical-worm gear units with hollow shaft



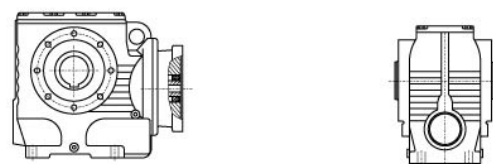
S(SF, SA, SAF, SAZ) S...
轴输入的斜齿-蜗轮蜗杆减速机
Shaft input helical-worm gear units



SA(S, SF, SAF, SAZ) ...R...Y...
组合式斜齿-蜗轮蜗杆减速机
Combinatorial helical-worm gear units



SA(S, SF, SAF, SAZ) S...R...
轴输入的组合式斜齿-蜗轮蜗杆减速机
Shaft input combinatorial helical-worm gear units



SA(S, SF, SAF, SAZ) ...Y...
电机用户自配或配特殊电机时需加联接法兰
When equipping the user's motor or the special one, the flange is required to be connected